



MEDINIWATCH COMPANY

The Celeritas

Medini Watch Company, is a seller of classically designed wristwatches. Located in the heart of Dubai, surrounded by a mix of history and a bustling new age tech-led metropolis, we look to bring our customers timeless horological elegance through a dedicated digital channel. We hope you enjoy the experience we have designed and look forward to you joining our celebration of watch making.

The Celeritas adheres to its direct connotation of speed. A chronograph paired with the stunning mechanism of a tachymeter, it is a personal powerhouse for the go-getters. The hybrid meca-quartz movement is domed with the perdurable sapphire crystal glass. It's neat and, legible design features a meticulous depiction of its high-spirited elegance.

INSTRUCTION MANUAL &
WARRANTY

Watch Warranty

Medini watches come with a 12-month warranty from the date of purchase. The warranty covers all defects in workmanship or material quality over the warranty period.

Warranty Exclusions

This warranty does not apply to the following:

- Repairs needed by use other than normal wear.
- Marks or stains caused by normal wear and tear.
- Any damage that may arise out of unauthorized work.
- Damage resulting from accidents, misuse & negligence.

Setting the Time

1. Pull the crown out (1) until you hear a click.
2. Turn the crown clockwise to set time.
3. Check that AM / PM is set correctly by looking at the 24-hour sub-dial in the 3 o'clock position.
4. Push the crown in and you're set!



Using the Chronograph

The Chronograph features a tachymeter, which can measure time from approximately 7 seconds to 60 seconds.

1. Start the chronograph by pressing the upper button (1). The chronograph hands will start to move like a stopwatch counter.
2. Stop the chronograph by pressing the upper button (1) again - this will bring the chronograph hands to a stop. The sub-dial in the 9 o'clock position will indicate elapsed time in seconds. The larger chronograph hand measures speed in miles per hour.



3. Reset your chronograph by pressing the lower button (2) - this will reset all chronograph hands to the start position "0".

Reading the Tachymeter

Using the example of a car moving on a highway:

1. Start the chronograph as the car starts moving.
2. Stop the chronograph when you pass your marker.
3. If the larger chronograph hand travelled around the dial to minute 45 the outer point of the dial will line with 80.
4. This means that the car was traveling at a speed of 80 miles per hour.

WATCH CARE

Case Care

- Clean the case with a soft cloth regularly to prevent any corrosion caused by perspiration.
- All water-resistant watches can be cleaned with a cloth and soapy water, post which they should be dried with a soft cloth.













Battery Care

- We recommend the watch battery gets replaced every 2 years. A damaged battery might cause leakage and damage to the movement mechanism of the watch.

Water Resistance

- 5atm / 50m / 164ft
Watch water resistant to 50 meters/164 feet

Harmful Products

- It is advised to avoid direct contact with solvents, perfumes & detergents. They may damage the band material.

Important to note

- Leather straps are not water resistance.
- Kindly utilise the release pin on the back side of your strap to replace it with one of appropriate material for water wear.

REGISTER YOUR WATCH

Please visit www.mediniwatchcompany.com to register your watch and ensure it is covered under our 12-month warranty policy. You may access this feature under the Account section of the website. A confirmation email will be sent to you upon successful registration. To ensure timely registration into our system we recommend you register within 14 days of receiving your purchase. For any queries or questions, please contact us at info@mediniwatches.com.

